

POCKET GUIDE TO DC BIKE LAWS



d.

District Department of Transportation



**WASHINGTON
AREA
BICYCLIST
ASSOCIATION**

For smartphone optimized bike laws visit:
godcgo.com/dcbikelaws



INTRODUCTION

Thanks for picking up a copy of the **Pocket Guide to DC Bike Laws**. This guide, which is produced by the Washington Area Bicyclist Association, the District of Columbia Department of Transportation, and the Metropolitan Police Department, is designed to help inform both cyclists and law enforcement officers of the rights and responsibilities of cyclists on DC streets. Unless otherwise noted, all quoted regulations are taken from the District of Columbia Municipal Regulations (DCMR), Title 18 "Vehicles and Traffic", Chapter 12 "Bicycles, Motorized Bicycles, and Miscellaneous Vehicles", and Chapter 22 "Moving Violations". For direct links to the DCMR, as well as for links to the laws of other areas, please visit <http://www.godcgo.com/dcbikelaws>.

TABLE OF CONTENTS

Traffic Laws	7
Does a cyclist have to obey traffic laws?	7
Does a cyclist have to ride with traffic?	8
Does a cyclist always have to ride to the right?	8
Who has the right-of-way in a crosswalk?	10
Is it legal to ride between lanes?	10
Does a cyclist have to ride in a bike lane?	11
Is it legal to ride on the sidewalk?	11
Do I need to register my bike?	11
Can cars be parked in a bike lane?	12
Is it legal for cyclists to ride two abreast?	12
A cyclist has been "doored". Who's at fault?	12
Are cars allowed in bus/bike lanes?	13
Is it legal to talk on a cell phone while riding?	14
Common Enforcement Errors	15
Bicycling Infractions	25

Safety Equipment	26
What are the helmet laws in DC?	26
Does a bike with a fixed gear need a brake?.....	26
Does a bike need lights when being ridden at night?.....	27
Does a bike need a bell?.....	2
Bike Parking & Security	28
What is the best way to lock a bike?	28
Where can a bike be locked?	29
How does someone request a bike rack?	30
How does someone request the removal of an abandoned bike?.....	30
How long can a bike be parked in a public space?	31
Are buildings required to have bike parking?	31
Bikes on Metrorail and Metrobus	32
Guidelines.....	33
What To Do in Case of a Bike Crash	34
Get This Info	35
Additional Information	36
Sidewalk Bicycling Map	37



TRAFFIC LAWS

■ Does a cyclist have to obey traffic laws?

Yes, cyclists have to obey traffic laws.

According to the DC Municipal Regulations, Title 18, Section 1201.1,

Every person riding a bicycle on a highway shall be subject to all the duties applicable to the drivers of motor vehicles under this title, except as otherwise expressly provided in the chapter, and except for those duties imposed by this title which, by their nature, can have no reasonable application to a bicycle operator.

In addition Section 1201.15 states,

No person shall operate a bicycle except in obedience to the instructions of official traffic control signals, signs, and other control devices applicable to vehicles, unless otherwise directed by a police officer or other person authorized to direct and control traffic.

TRAFFIC LAWS

■ Does a cyclist have to ride with traffic?

Yes, cyclists must ride with traffic. Wrong way riding is the cause of many bike crashes.

■ Does a cyclist always have to ride to the right?



According to the DCMR, Section 2201.1 requires all drivers, including bicyclists, to be on the right half of the roadway. More specifically for cyclists, section 1201.2 states that if cyclists are riding at less than the normal speed of traffic, they must *"travel as closely as practicable to the right-hand curb or edge of the roadway, or as closely as practicable to the left-hand curb or edge of the roadway when on a one-way street."*

However, according to section 1201.2, cyclists are allowed to move away from the right side of the roadway under the following situations:

- 1.** When overtaking and passing another bicycle or other vehicle proceeding in the same direction;
- 2.** When preparing for a turn;
- 3.** When necessary to comply with lane use restrictions; or
- 4.** When necessary for the bicyclist's safety.



TRAFFIC LAWS

■ Who has the right-of-way in a crosswalk?

According to DC code Section 1201.11, a bicyclist in a crosswalk has all the rights and responsibilities as a pedestrian in a crosswalk, though cyclists must yield right-of-way to pedestrians. According to Title 50, Section 2201.28, at unsignalized crossings, drivers must stop and give the right-of-way to a pedestrian crossing the roadway. At signalized crosswalks, drivers must give the right-of-way.

■ Is it legal to ride between lanes?

According to the DCMR a cyclist can split lanes. Section 1201.3(b) states:

A person operating a bicycle may overtake and pass other vehicles on the left or right side, staying in the same lane as the overtaken vehicle, or changing to a different lane, or riding off the roadway, as necessary to pass with safety.

Paragraph (c) in this section states,

If a lane is partially occupied by vehicles that are stopped, standing, or parked in that lane, a person operating a bicycle may ride in that or in the next adjacent lane used by vehicles proceeding in the same direction.

■ Does a cyclist have to ride in a bike lane?

No, there are no regulations in DC which state that bicyclists must use a bike lane when one is provided.

■ Is it legal to ride on the sidewalk?

While not recommended safe cycling practice in most instances, DC code states that cyclists are allowed to ride on the sidewalk as long as they are outside the central business district (CBD). The CBD is bounded by 2nd Street NE and SE, D Street SE and SW, 14th Street SW and NW, Constitution Ave NW, 23rd Street NW, and Massachusetts Ave NW. Within the CBD, bicycling is allowed on lands under the jurisdiction of the National Park Service including places like Lafayette Park, Farragut Square Park, the National Mall and Dupont Circle. However, if cyclists do ride on the sidewalk they must yield the right-of-way to pedestrians. For bike sidewalk map, flip to page 37.

■ Do I need to register my bike?

As of June 1st, 2008, bikes are no longer required to be registered in the District and you cannot be pulled over for having an unregistered bike. For security reasons, WABA still recommends registering your bike with the National Bike Registry. More information can be found at www.nationalbikeregistry.com.

TRAFFIC LAWS

■ **Can cars be parked in a bike lane?**

No. Section 2405.1(g) states that it's illegal to stop, stand or park in a bike lane. To report a car parked in a bike lane, please **call 311**.

■ **Is it legal for cyclists to ride two abreast?**

Yes. Section 1201.7:

Persons riding upon a roadway shall not ride more than two abreast except on paths or part of roadways set aside for the exclusive use of bicycles. Persons riding two abreast shall not impede the normal and reasonable movement of traffic and, on a laned roadway, shall ride within a single lane.

■ **A cyclist has been "doored". Who's at fault?**

The person in the car. Section 2214.4 reads,
No person shall open a door of a vehicle on the side where traffic is approaching unless it can be done without interfering with moving traffic or pedestrians and with safety to himself or herself and passengers.

■ Are cars allowed in bus/bike lanes?

According to the DCMR Section 2220,

The Director of the District Department of Transportation is authorized to designate any traffic lane on any roadway for the exclusive use of a single class or combination of classes of vehicles during certain hours. During the restricted hours, any vehicle may enter a restricted right curb lane solely for the purposes of taking on or discharging passengers or to make a right turn where a right turn is not otherwise prohibited by any official traffic control device.

According to Section 2000.4,

The driver of any vehicle shall obey the instructions of any official traffic control device applicable to the vehicle which has been placed in accordance with the provisions of this subtitle, unless otherwise directed by a police officer, subject to the exceptions granted the driver of an authorized emergency vehicle in this chapter.



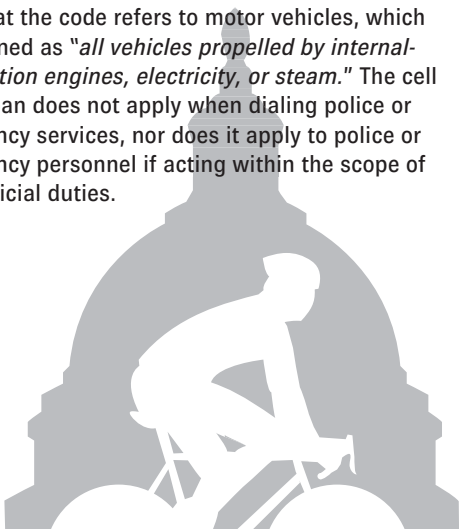
TRAFFIC LAWS

■ Is it legal to talk on a cell phone while riding?

While certainly not safe, it is legal to talk on a cell phone while riding. According to Title 50, Section 1731.04,

No person shall use a mobile telephone or other electronic device while operating a moving motor vehicle in the District of Columbia unless the telephone or device is equipped with a hands-free accessory.

Note that the code refers to motor vehicles, which are defined as "*all vehicles propelled by internal-combustion engines, electricity, or steam.*" The cell phone ban does not apply when dialing police or emergency services, nor does it apply to police or emergency personnel if acting within the scope of their official duties.



COMMON ENFORCEMENT ERRORS

1. Dooring

INCIDENT:

Bicyclist struck by motorist opening door into traffic.

MPD RESPONSE:

Officer cites bicyclist for riding two abreast. (There was no other bicyclist involved).



WHY IT WAS WRONG:

Title 18 (2214.4) prohibits opening a car door into traffic unless it can be done safely. The officer should have cited the driver for violating 2214.4.

Title 18, (1201.2) calls for bicyclists to ride as far right as practicable.

COMMON ENFORCEMENT ERRORS

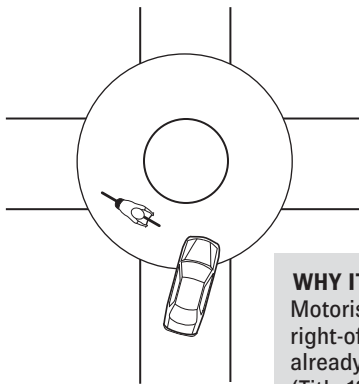
2. Traffic Circle

INCIDENT:

Bicyclist in traffic circle is struck by car entering the circle.

MPD RESPONSE:

Officer tickets bicyclist for failure to yield.



WHY IT WAS WRONG:
Motorist failed to yield right-of-way to traffic already within the circle (Title 18, 2208.7).

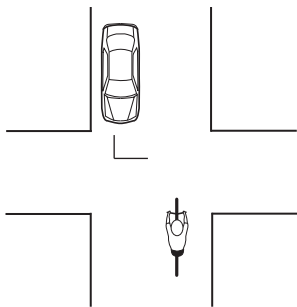
3. Left-turning Vehicle

INCIDENT:

Bicyclist riding straight (under the posted speed) is hit by oncoming vehicle turning left across her path.

MPD RESPONSE:

Officer cites bicyclist for failure to control speed.



WHY IT WAS WRONG:

The turning driver failed to yield the right-of-way to the cyclist who was going straight. (Title 18, 1200.3). Turning drivers must yield to vehicles approaching from the opposite direction (Title 18, 2207.4 and 2208.2).

COMMON ENFORCEMENT ERRORS

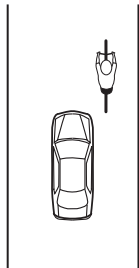
4. Passing Too Closely

INCIDENT:

Bicyclist riding on the right side of the road is struck by overtaking vehicle in the same lane.

MPD RESPONSE:

Officer cites bicyclist.



WHY IT WAS WRONG:

Title 18 (2202.2) requires an overtaking vehicle to pass to the left at a safe distance, but in no case less than 3 feet when overtaking a passing bicycle.

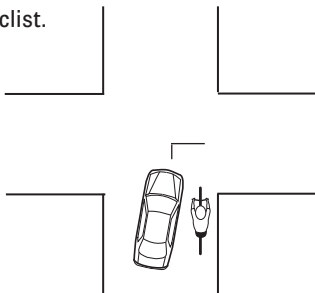
5. Right-turning Vehicle

INCIDENT:

Bicyclist going straight in the right lane is hit by car from same lane while the car is making a right turn.

MPD RESPONSE:

Officer cites bicyclist.



WHY IT WAS WRONG:

Title 18 (2203.3) requires that both the approach for a right turn and the turn itself shall be made as close as practicable to the right-hand curb or edge of the roadway.

COMMON ENFORCEMENT ERRORS

6. Sidewalk Riding

INCIDENT:

Bicyclist stopped for riding on the sidewalk outside of the Central Business District.

MPD RESPONSE:

Officer cites bicyclist for riding on the sidewalk.

WHY IT WAS WRONG:

Title 18 (1201.9) permits bicycle riding on sidewalks except in the Central Business District. See map on page 37.



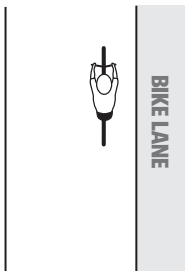
7. Riding Outside the Bike Lane

INCIDENT:

Bicyclist stopped for riding in the road when a path or bicycle lane is present.

MPD RESPONSE:

Officer cites bicyclist.



WHY IT WAS WRONG:

Title 18 (2220.6) states that the existence of Restricted Lanes on any roadway does not limit those vehicles for which the restrictions are established solely for use of the Restricted Lanes unless specifically indicated by signs.

COMMON ENFORCEMENT ERRORS

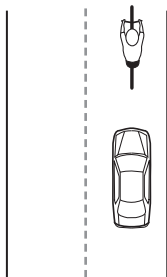
8. Taking the Lane

INCIDENT:

Bicyclist riding 10 MPH in the center of a narrow travel lane is stopped by police for impeding traffic.

MPD RESPONSE:

Officer cites bicyclist for obstructing traffic.



WHY IT WAS WRONG:

Title 18 (1201.3) says that a bicyclist riding on a highway shall not unduly or unnecessarily impede or obstruct traffic. However, according to Title 18 (1201.2) a bicyclist does not have to ride to the far right if the lane is narrow or if he/she is trying to avoid car doors, pavement hazards, or similar hazardous conditions. A narrow lane is 11 feet wide or less. Most lanes in the District are 11 feet or less.

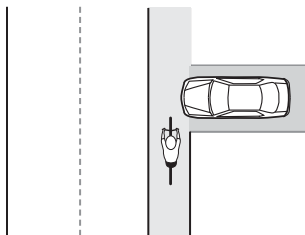
9. Vehicle Not Yielding

INCIDENT:

Bicyclist riding on sidewalk is hit by car entering or exiting driveway.

MPD RESPONSE:

Officer cites bicyclist.




WHY IT WAS WRONG:

Title 18 (2207.2) requires that drivers of a vehicle crossing a sidewalk shall yield the right-of-way to any pedestrian and all other traffic using the sidewalk.

**There are several organized
bicycling events throughout the year.**

**Visit www.waba.org
for a bicycling events calendar.**



BICYCLING INFRACTIONS

Below is a list of common bicycling infractions and the fines associated with them (DCMR 18-2602.1)

Carrying objects which prevent operator from keeping one hand on handle bars (1201.6)	\$25
Excessive number of riders (1201.5)	\$25
Furnishing false information (1202.8)	\$ 5
Hazardous driving (1201.2)	\$25
Hitching on vehicle (1201.16)	\$25
Impeding or obstructing traffic (1201.3)	\$25
Improper equipment (1204)	\$25
Improper Securing of Bicycle (1209)	\$25
Riding on sidewalk where not permitted (1201.9)	\$25
Riding abreast, obstructing traffic (1201.7)	\$25
Right-of-way, failure to yield (120 1.1)	\$25
Sounding of warning device (1204.6)	\$25
Speed, excessive (1201.8)	\$25
Traffic control device, disobeying (1201.15)	\$25

SAFETY EQUIPMENT

■ What are the helmet laws in DC?

According to Title 50, Section 1605(a) "Motor and Non-Motor Vehicles and Traffic", Subtitle V, Chapter 16 "Regulation of Bicycles",

It shall be unlawful for any person under 16 years of age to operate or to be a passenger on a bicycle or any attachment to a bicycle on a public roadway, public bicycle path or other right-of-way, unless that person wears a protective helmet of good fit, fastened securely upon the head with the straps of the helmet.

It's the law for children AND it makes good safety sense for everyone.

■ Does a bike with a fixed gear need a brake?

No. From section 1204.1:

Each bicycle shall be equipped with a brake which enables the operator to cause the braked wheels to skid on dry, level, clean pavement; provided, that a fixed gear bicycle is not required to have a separate brake, but an operator of a fixed gear bicycle shall be able to stop the bicycle using the pedals.

■ Does a bike need lights when being ridden at night?

Yes. Section 1204.2 states,

Each bicycle, when in use at night, shall be equipped with a lamp on the front which shall emit a steady or flashing white light visible from a distance of at least five hundred feet (500 ft.) to the front and with a red reflector on the rear which shall be visible from all distances from fifty feet (50 ft.) to three hundred feet (300 ft.) to the rear when directly in front of upper beams of head lamps on a motor vehicle.

Section 1204.3 says, "*A lamp emitting a steady or flashing red light visible from a distance of five hundred feet (500 ft.) to the rear may be used in lieu of the red reflector.*" Technically DC law states that when in use at night, a bike should have a front light and a rear reflector, but WABA and DDOT recommend using a rear red flashing light as well.

■ Does a bike need a bell?

Yes. Under Section 1204.5 "*Each bicycle shall be equipped with a bell or other device capable of giving a signal audible for a distance of at least one hundred feet.*"

BIKE PARKING & SECURITY

■ What is the best way to lock a bike?

Given enough time and the right tools, any lock can be broken, but there are ways to reduce the likelihood of theft. Always be sure to lock your bike with a sturdy U-lock, even if you think you will only be away from it for a short time. Use the U-lock to secure your bike frame and at least one wheel. Cables can be used in addition to U-locks to secure both wheels and your seat. Consider a trip to your local bike shop to buy additional security devices such as locking quick release skewers and seat post bolts; they are far less expensive than replacing stolen wheels and seats. Be sure to lock to something solid and permanent. If you need to lock to a sign post, make sure the sign cannot be easily pulled out of the ground. If possible, lock your bike in a highly visible area that is close to your destination. Before you leave, be sure to take with you anything that can be removed from your bike such as unlocked wheels, seats, lights, bike bags, etc. Remember, if you can take it off, so can someone else.

■ **Where can a bike be locked?**

Section 1209.2 states,

A person may secure a bicycle to a stanchion [parking meter or other pole] by means of a lock or similar device as long as securing the bicycle does not obstruct or unduly impede traffic or pedestrian movement and as long as securing bicycles has not been forbidden by any notice posted by the Director.

However, according to 1209.3 you cannot lock to the following:

- (a) Fire hydrants;
- (b) Police and fire call boxes;
- (c) Electric traffic signal poles;
- (d) Stanchions or poles located within bus zones or stands;
- (e) Stanchions or poles located within twenty-five feet (25 ft.) of an intersection;
- (f) Trees under ten inches (10 in.) in diameter.

In Section 1209.6 it states that

No person shall park a bicycle: (a) Upon a highway other than the roadway against the curb; or (b) Upon a sidewalk; except in a rack to support the bicycle, against a building, or at the curb in such a manner as to afford the least obstruction to pedestrian traffic.

BIKE PARKING & SECURITY

■ How does someone request a bike rack?

Bike parking is an important amenity to provide for cyclists. If you would like to request a bike rack, please contact WABA's Bike Parking Program Coordinator at 202-518-0524 x210 or bikeparking@waba.org.

Contact **311** to report dangerous road conditions like potholes or debris.

■ How does someone request the removal of an abandoned bike?

Call **311** or fill out a service request at www.dc.gov.

www.waba.org

■ How long can a bike be parked in a public space?

Section 1209.1: *"A person may secure a bicycle to a stanchion for a period of not more than twelve (12) consecutive hours, by means of a lock or similar device."*



■ Are buildings required to have bike parking?

Yes. Title 11, Chapter 21 states that, *"Bicycle parking shall be provided for office, retail and service uses... The number of bicycle parking spaces shall be at least equal to 5% of the number of automobile spaces..."* Residential building bicycle parking is not currently required but it's a good idea and will soon be required. This law will likely soon change to increase the number of bike parking spaces to 1 space for every 3 units for buildings with 8 or more units and require all new residential developing to include bike parking spaces.

BIKES ON METRORAIL AND METROBUS

Bicycles are permitted on Metrorail on weekdays except between 7 a.m. to 10 a.m. and 4 p.m. to 7 p.m. During the week there is a limit of two bicycles per car. On weekends, bicycles are permitted on Metrorail all day, as well as most holidays. On weekends bikes are limited to four per car. Bicycles are not permitted on Metrorail on July 4th and other special events or holidays when large crowds are expected to use the system.

Bikes racks are available on the front of all Metro buses. For more information on bike access to other local transit systems and to learn how to use the bike racks on Metrobus, visit <http://www.waba.org/resources/transit.php>.



GUIDELINES:

Follow these guidelines when bringing your bike on Metrorail or Metrobus.

- Enter and exit through the first and last—not the center emergency—doors. In an emergency, place your bicycle on the seats and leave it on the train.
- Only regular bicycles are permitted (maximum size 80" long, 48" high and 22" side). No tricycles or training wheels are allowed. Folding bikes are allowed on Metrorail at all times provided they are placed in a proper bag.
- Use the elevator at all times. Do not take bicycles on escalators. Avoid blocking doorways and aisles. Yield to other passengers.
- Do not ride bicycles in stations, on platforms or trains. Keep both wheels on the ground and the kickstand up. Maintain control of your bicycle.
- If you are under 16 years of age, you must be accompanied by an adult.

WHAT TO DO IN CASE OF A BIKE CRASH

If you're hurt in a traffic crash, don't ride away or shake off what seems like a minor injury—you might find later that it's worse than you thought. Instead:

- Call the police at 911 (or 311 or #77). If needed, get medical help immediately.
- Get the following information from every vehicle: driver's name, address, phone number, driver's license number, license plate number, make of car, insurance company name and policy number.
- Get the names and phone numbers of witnesses. Get the name and badge number of the police officer.
- Get the police report number from police on the scene.
- Write down how the crash happened while it's fresh in your memory.
- Keep (or photograph) any damaged clothes or equipment.

Also, if you're a victim:

- Don't get mad at the scene. Keep a level head so you can ask questions and take notes.
- If injured, don't move unless you're sure you won't hurt yourself more.

Call WABA at **202-518-0524** if you need further assistance.

GET THIS INFO:

DRIVER, VEHICLE, INSURANCE:

Driver's Name: _____

Driver's License #: _____

Address: _____

Phone: _____

Make of Car: _____

License Plate #: _____

Insurance Company: _____

Policy #: _____

WITNESSES:

Name: _____

Phone: _____

Name: _____

Phone: _____

POLICE:

Name: _____

Badge #: _____

Police Report #: _____

ADDITIONAL INFORMATION

The mission of the **Washington Area Bicyclist Association** is to create a healthy, more livable region by promoting bicycling for fun, fitness, and affordable transportation; advocating for better bicycling conditions and transportation choices for a healthier environment, and educating children, adults, and motorists about safe bicycling. Since 1972, WABA has been working tirelessly to make it easier and safer to ride for transportation and recreation. For more information on safe cycling tips, local bike maps and the bike laws of other areas, please visit www.waba.org or call us at **202-518-0524**.

District Department of Transportation's (DDOT) mission is to enhance the quality of life for District residents and visitors by ensuring that people, goods, and information move efficiently and safely, with minimal adverse impacts on residents and the environment. DDOT plans, designs, constructs, and maintains the District's streets, alleys, sidewalks, bridges, traffic signals, street lights, and bicycle facilities. For more information see www.ddot.dc.gov.

Metropolitan Police Department

One of the ten largest local police agencies in the United States, the MPDC is the primary law enforcement agency for the District of Columbia. Founded in 1861, the MPDC of today is on the forefront of technological crime fighting advances, from highly developed advances in evidence analysis to state-of-the-art-information technology. These modern techniques are combined with a contemporary community policing philosophy, referred to as Policing for Prevention. Community policing bonds the police and residents in a working partnership designed to organize and mobilize residents, merchants and professionals to improve the quality of life for all who live, work, and visit the Nation's Capital. For more information see www.mpd.dc.gov

No Sidewalk Riding in Central Business District

