

District of Columbia

Bike Program Fact Sheet

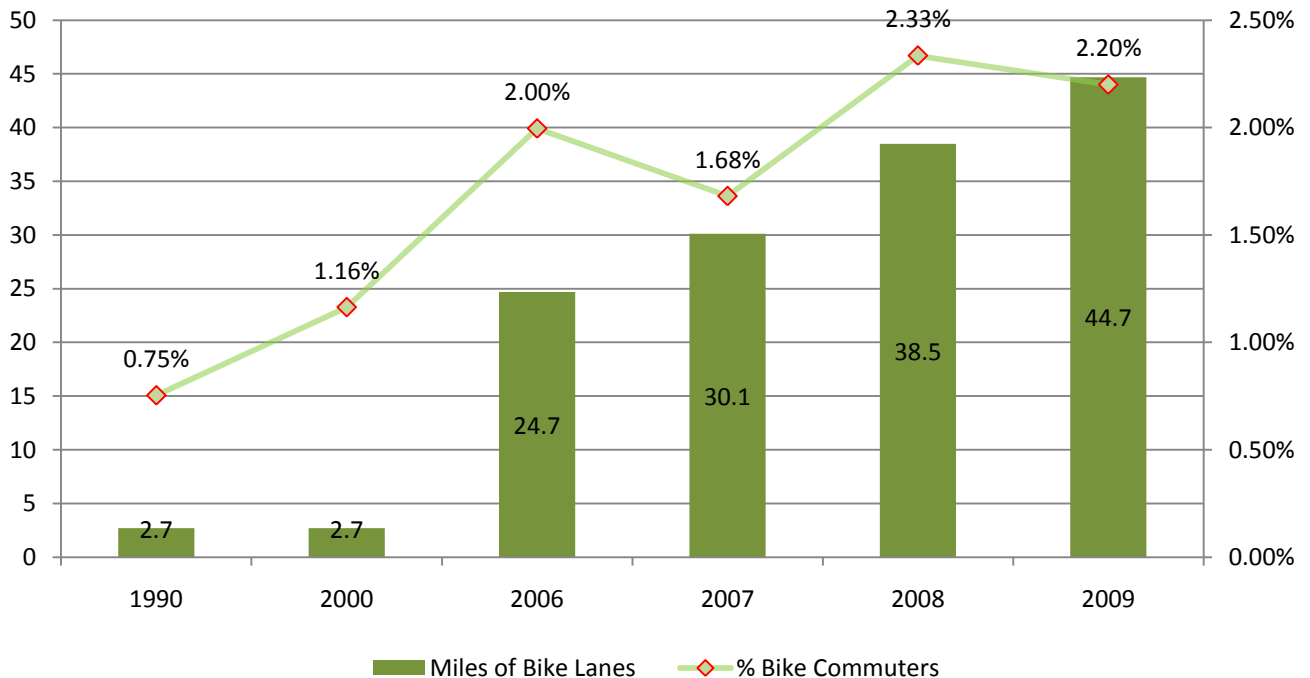
SNAPSHOT OF DC BIKE FACILITIES AND INFRASTRUCTURE

- 56 miles of Bike Trails
- 50 miles of Bike Lanes
- 3 miles of Cycle Tracks
- 1,600 Bike Racks installed since 2001
- 1,000 Capital Bikeshare Bikes (DC's premiere Bike Sharing Program)
- 100 Capital Bikeshare Stations
- 64 miles of Signed Bike Routes

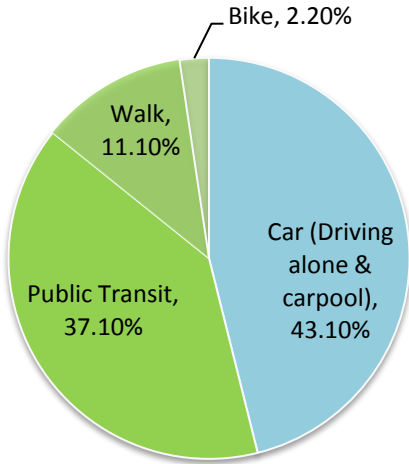
DISTRICT TRANSPORTATION FACTS

- 2.2% (6,404 daily) of District residents biked to work in 2009¹
- 11.1% (32,310 daily) of District residents walked to work
- 37.1% (107,992 daily) of District residents commuted by public transportation
- 24% (69,860) of District households do not have access to a motor vehicle²
- 43% (125,457) of District residents commuted by motor vehicle

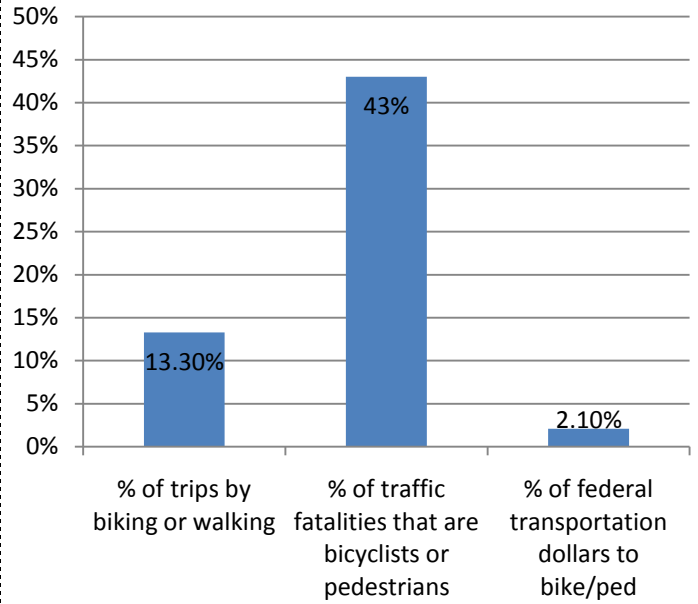
Bike Commuters Relative to Miles of Bike Lanes



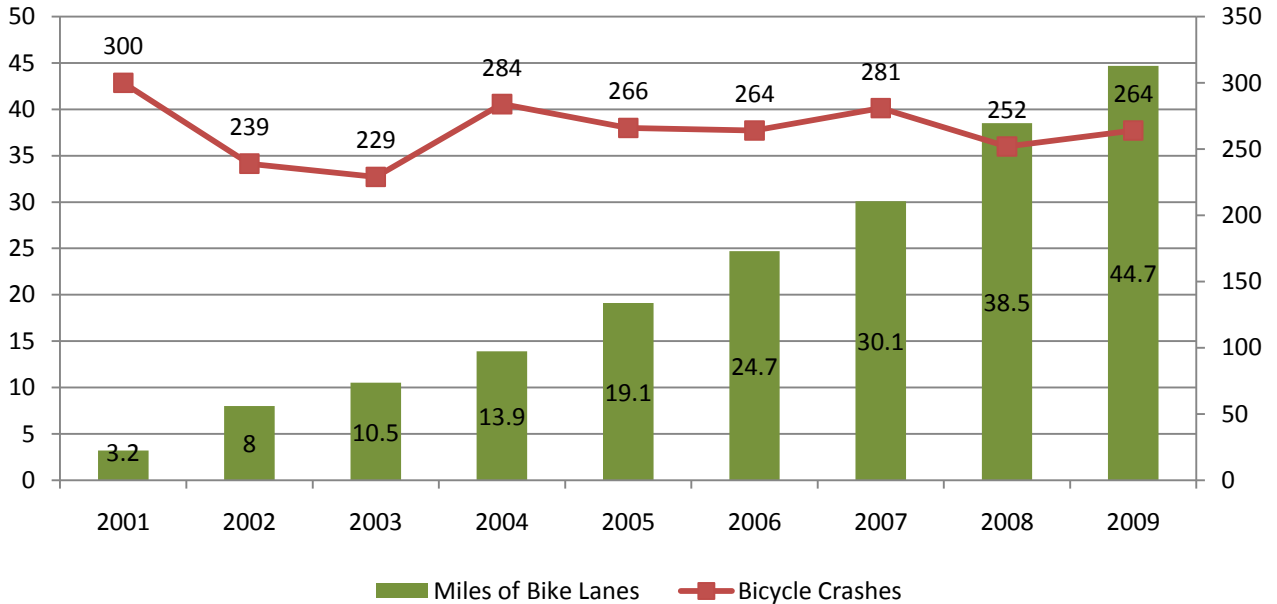
Trips to Work in the District



Bike/Pedestrian Funding in D.C.⁵



Number of Bike Crashes Relative to Miles of Bike Lanes^{3,4}



Explanation of Data

- 1. Travel to Work:** "Journey to Work" U.S. Census Bureau data from the 1990 and 2000 Decennial Census and the 2006-2009 American Community Survey (ACS). Data is collected for workers 16 years old and over who worked at some time during the reference week. Respondents were asked to indicate which mode of transportation they used most often and people who used more than one were asked which one they used for the longest distance. Place of work refers to the location at which workers carried out their occupational activities. This data is comprised of District of Columbia residents, regardless of their place or work.
- 2. Vehicle Availability:** U.S. Census Bureau data from the Decennial and ACS. It includes the number of passenger cars, vans, and pickup or panel trucks of one-ton capacity or less kept at home and available for the use of the household members.
- 3. Miles of Bike Lanes:** Data collected by the District of Columbia Department of Transportation.
- 4. Reported Bike Crash Data:** Data collected by the District of Columbia Department of Transportation.
- 5. Bike and Pedestrian Funding:** Data collected by the Alliance for Biking & Walking www.PeoplePoweredMovement.org/Benchmarking